

Parts List

Item	QTY	Description	P/N	Vendor
A	1	16 way 2.54mm Pitch <i>Alternative option</i>	5446-3160 C2545VD20820PB30	Leotronics A Rui Electronics
B	1	Plastic moulded part (see page 2)	PM02057_2	A Rui Electronics
C	9	Heat shrink sleeve	-	-
D	1	UL2464 multicore cable (black), 24AWG/9C 80°C	-	-
E	1	14 way 2.54mm Pitch C-Grid III™ Receptacle <i>Alternative option</i>	90142-0014 90142-xxxx	Molex Edgar Local
F	11	Molex C-Grid III™ Crimp Terminals Tin, 22-24 AWG <i>Alternative option</i>	90119-0109 90119-xxxx	Molex Edgar Local
G	8	Molex C-Grid III™ Crimp Terminals Tin, 26-28 AWG <i>Alternative option</i>	90119-0120 90119-xxxx	Molex Edgar Local
H	4	AWG 28 UL1061 stranded copper wire	-	-
J	2	AWG 24 UL1061 stranded copper wire	-	-
K	2	Acetate cloth tape	-	A Rui Electronics
L	1	Black Braided sleeve	-	-
M	1	20mm black heat shrink sleeve	-	-
N	1	16 way 2.54mm Pitch C-Grid III™ Receptacle <i>Alternative option</i>	90142-0016 90142-xxxx A2542T20810P05	Molex Edgar Local A Rui Electronics
O		Suitable Hot Melt Adhesive Amount	-	-

Connectivity

	CON1 Pin	CON2 Pin	CON3 Pin	Gauge (AWG)	Colour	Comment
	15	1	-	24	Blue	SSP_TXD_VEND1
	16	2	-	24	Green	DA3_RESERVED_1
	-	3	1	28	Orange	NV11_RED
	-	4	2	28	Green	NV11_GREEN
	11	5	-	24	Yellow	SSP_RXD_INHIBIT1
	12	6	-	24	Grey	DA3_RESERVED_2
	-	7	5	28	White	NV11_RED (INHIBIT3)
	10	8	-	24	White	INHIBIT4
	-	9	7	28	Blue	NV11_BLUE
	8	10	-	24	Brown	ESCROW/JTMS
	4	14	-	24	Purple	JTDO
	1	15	13	24	Red	+12V
	2	16	14	24	Black	GND

Note
CON2 +12V pin should have two wires crimped together.
CON2 GND pin should have two wires crimped together.
CON1 connects to Host
CON2 connects to validator
CON3 connects to Bezel

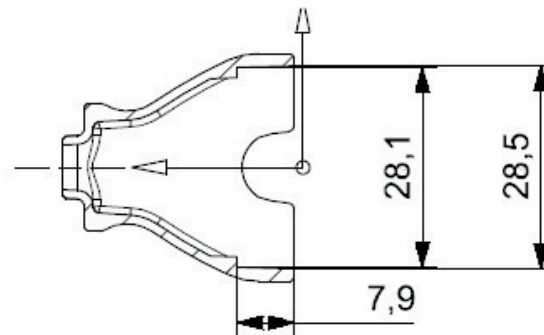
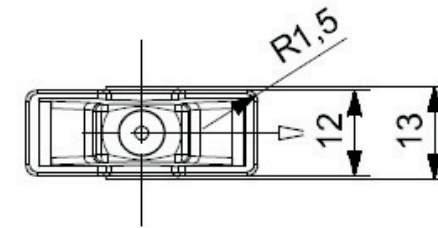
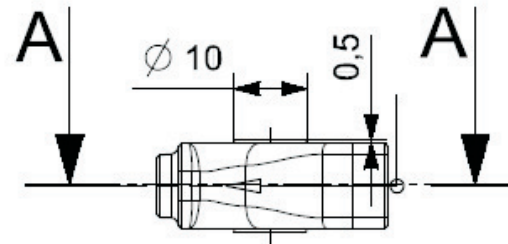
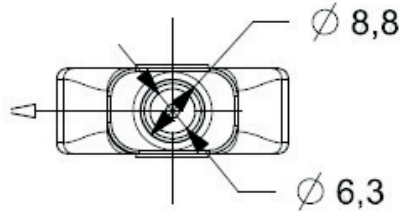
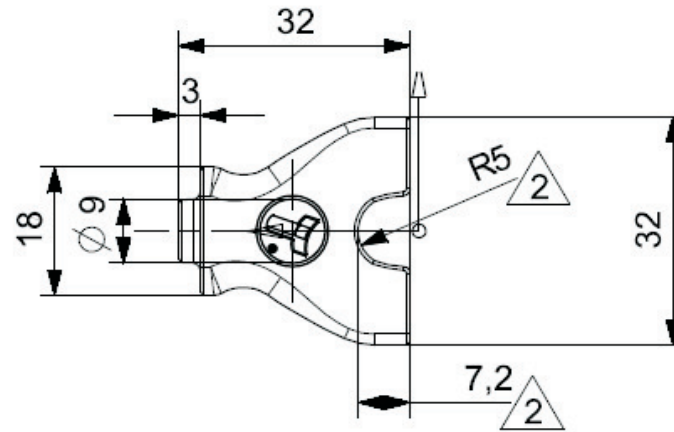
Note to Manufacturers

Certificates are needed for the following:
■ RoHS compliance ■ UL94-V0 rated (connector housing) ■ UL94-VW1 rated (all other parts)

All dimensions are in mm ±0.1mm, unless specified

<p>INNOVATIVE TECHNOLOGY LTD DERKER ST, OLDHAM ENGLAND, OLY4 4EQ UNITED KINGDOM TEL: +44(0)161 626 9999 FAX: +44(0)161 620 2090 2012 © ALL RIGHTS RESERVED</p>	<p>3rd Angle Projections</p> <p>NOT TO SCALE</p>	<p>TITLE</p> <p>Russian Bezel NV9 Cable (NV9 Validator to NV10 Bezel)</p>	DRAWN BY	DATE	MATERIAL				
			R Beaumont	20/02/2014	All parts must be rated to at least UL94-VW1. All connector housings must be rated to UL94-V0. Must be RoHS compliant.	-	-	-	-
			CHECKED BY	DATE	FINISH	1	-	07/08/2014	R Beaumont
			A	-	20/02/2014	R Beaumont			
ISSUE NO.	MOD NO.	DATE	MOD BY						

COPYRIGHT CONTAINED IN THIS DRAWING IS THE PROPERTY OF INNOVATIVE TECHNOLOGY LTD



SECTION A-A

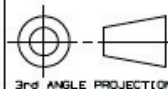
NOTE:

 CUT OUT REDUCED FROM 9MM TO 7.2MM TO COVER CONNECTOR

2	DESREL	27.06.13	ALM
1	DESREL	07.06.13	ALM
ISSUE No	MOD No	DATE	MOD BY
CAD GENERATED - MODS TO BE ELECTRONIC			

INNOVATIVE TECHNOLOGY LTD
 DESIGNER: ST. OLIVAN
 ENGLAND, GL1 4ED

 TEL 0161 626 9999
 FAX 0161 620 2060



ALL DIMENSIONS SHOWN
 ARE NOMINAL SIZES
 DO NOT SCALE
 IF IN DOUBT - ASK!!!

DRAWN: ALM DATE: 7.06.13
 CHECKED: DATE:

MATERIAL:
 -

FINISH:
 VDI 30

SCALE:
 NTS

TOOL No:

TITLE:
 NV9/NV10 WR02015 CONNECTOR

DRG NO:
 PM02057

ISSUE:
 2

15
14
13
12
11
10
9
8
7
6
5
4
3
2
1